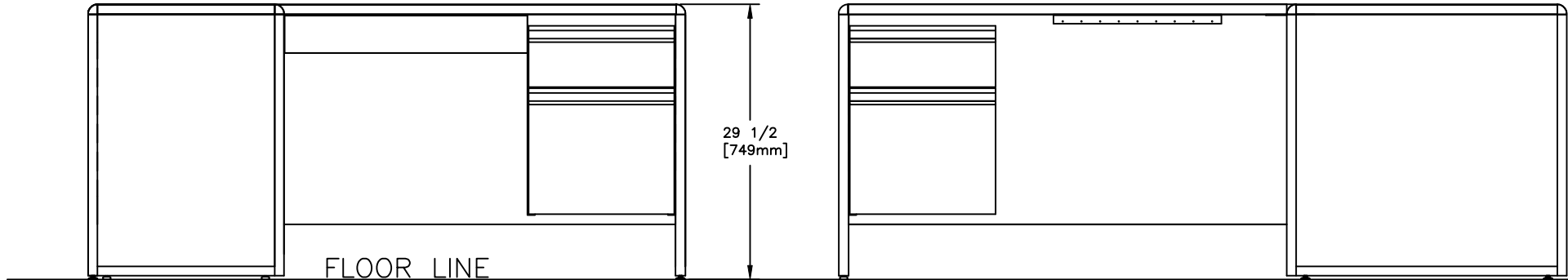
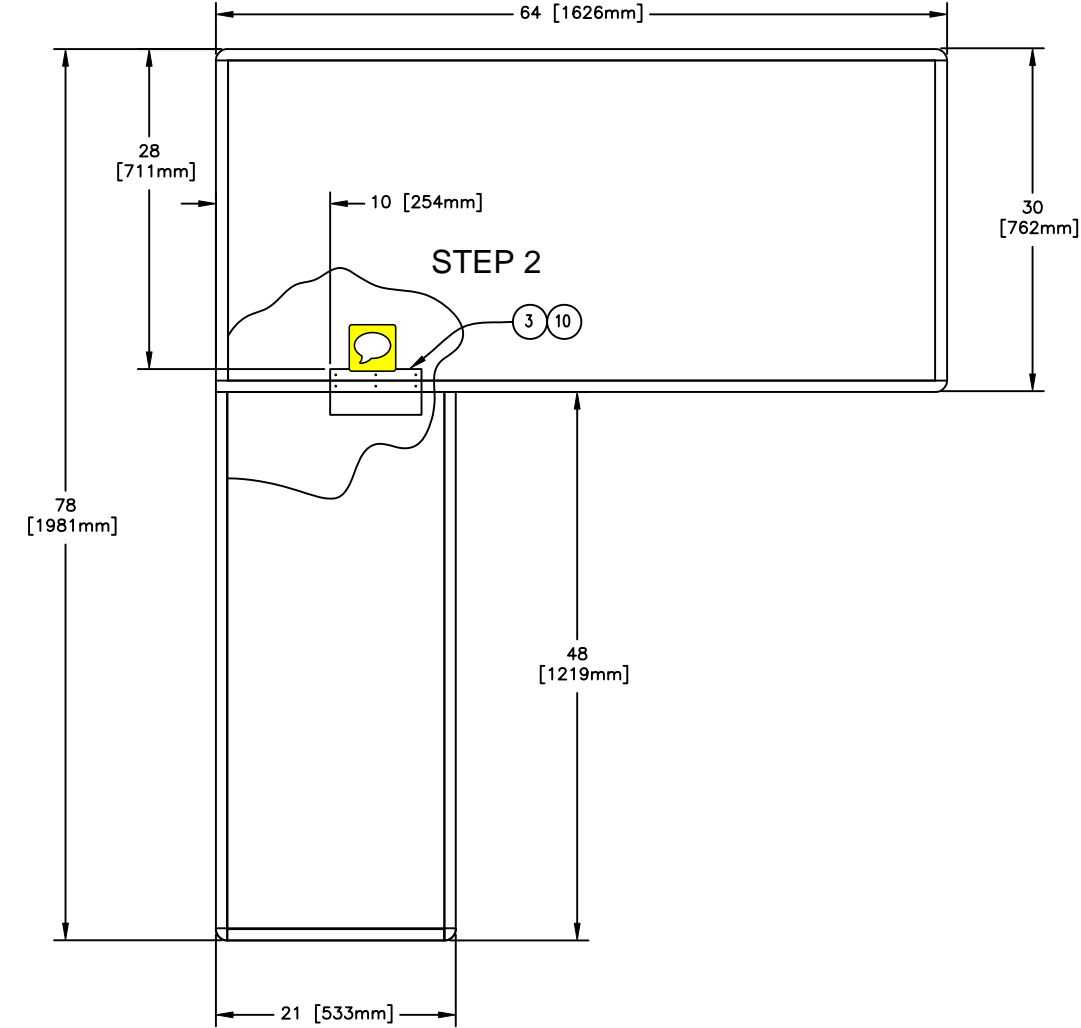
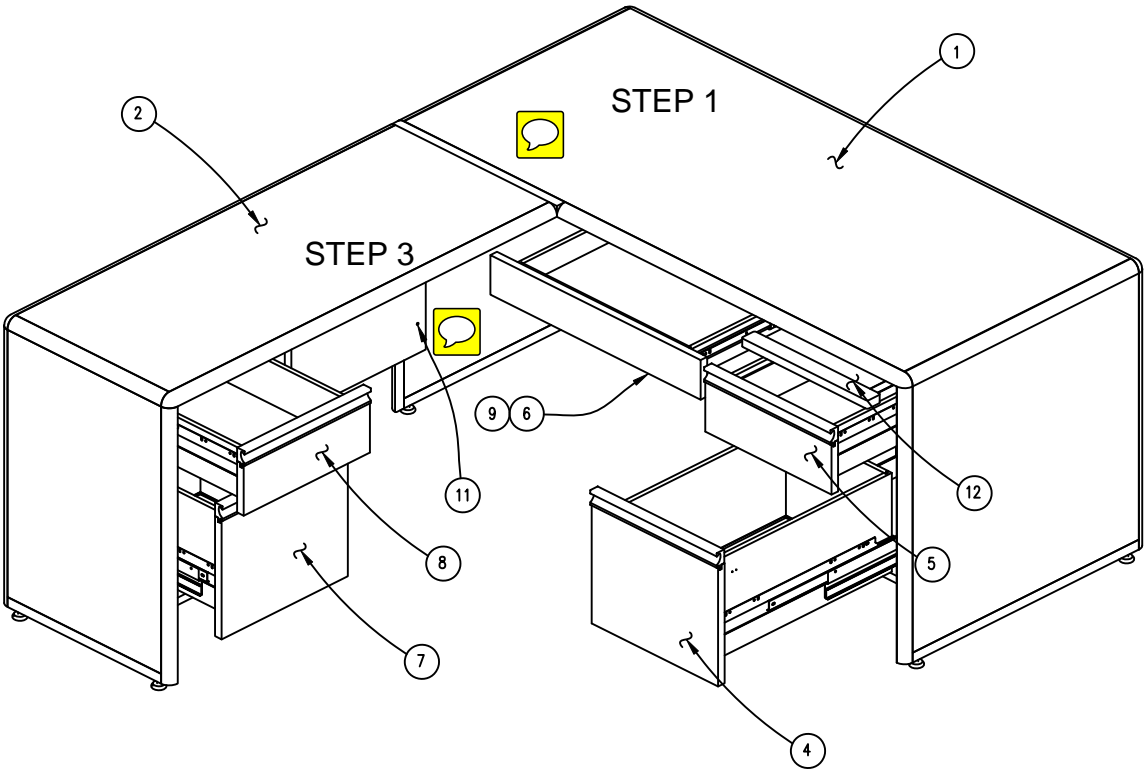


NOTE: THIS DRAWING IS PROPRIETARY INFORMATION OF THE PRISON INDUSTRY AUTHORITY AND IS NOT TO BE DISCLOSED IN PART OR AS A WHOLE WITHOUT PRIOR WRITTEN CONSENT AND PERMISSION OF THE PRISON INDUSTRY AUTHORITY 1

CAD-DRAWING
THIS DRAWING WAS CREATED ON
A COMPUTER AIDED DESIGN (CAD)
SYSTEM. TO INSURE THE INTEGRITY
OF THE DATA BASE, ALL CHANGES/
REVISIONS MUST BE MADE ON THE
CAD SYSTEM.

REVISIONS					
ZONE	REV	DESCRIPTION	DRWN BY:	DATE	APPRVD BY: DATE
.	△	EWR-000277	J.J.	6/09	D.S. 6/09
.	△				

INSTALLATION INSTRUCTIONS:
PLEASE FOLLOW STEPS 1 TO 3.



NOTES:
1) SOME HIDDEN LINES REMOVED FOR CLARITY.

PARTS/MATL #	ITEM	QTY.	DESCRIPTION	DWG #/SIZE	MATERIAL
12	1		WRITING BRD, SUB-ASSEMBLY	D-200-6027-8	
11	3		SCREW, TAP F.H.P.	#12 X 1-1/4	
10	12		SCREW, TAP P.H.P.	#10 X 3/4	
0007-803	9	1 PR	SLIDE, LAP DRAWER 22" FULL EXT.	K-V 8200	
8	1		BOX DRAWER SUB-ASSEMBLY	630500.1010.6	
7	1		FILE DRAWER SUB-ASSEMBLY	630500.1010.5	
6	1		LAP DRAWER SUB-ASSEMBLY	602700.1010.7	
5	1		BOX DRAWER SUB-ASSEMBLY	602700.1010.6	
4	1		FILE DRAWER SUB-ASSEMBLY	602700.1010.5	
3	1		MOUNTING PLATE	608600.1010.3	
2	1		RETURN FRAME SUB-ASSEMBLY	605400.1010.3	
1	1		DESK FRAME SUB-ASSEMBLY	605400.1010.A	
REMOVE ALL BURRS AND SHARP EDGES.					
PRIMARY DIMENSIONS ARE IN MILLIMETERS SECONDARY DIMENSIONS ARE IN INCHES UNLESS OTHERWISE NOTED.					
TOLERANCES UNLESS OTHERWISE NOTED					
.XX ± .03 mm ±1mm					
.XXX ± .010 mm ±1mm					
FRACTIONAL ± 1/32"					
ANGULAR ± 1°					
B.C.	J. FRANCO				
CHECKED BY:	APPROVED BY:	APPROVAL DATE:	SIZE	SCALE	DWG NO.
1	LAND	8-24-99	D	1/8 = 1	605400.1010
NO. REQUIRED	FOR ASSEMBLY	DRWN BY:	DRWN DATE:		REV
					A