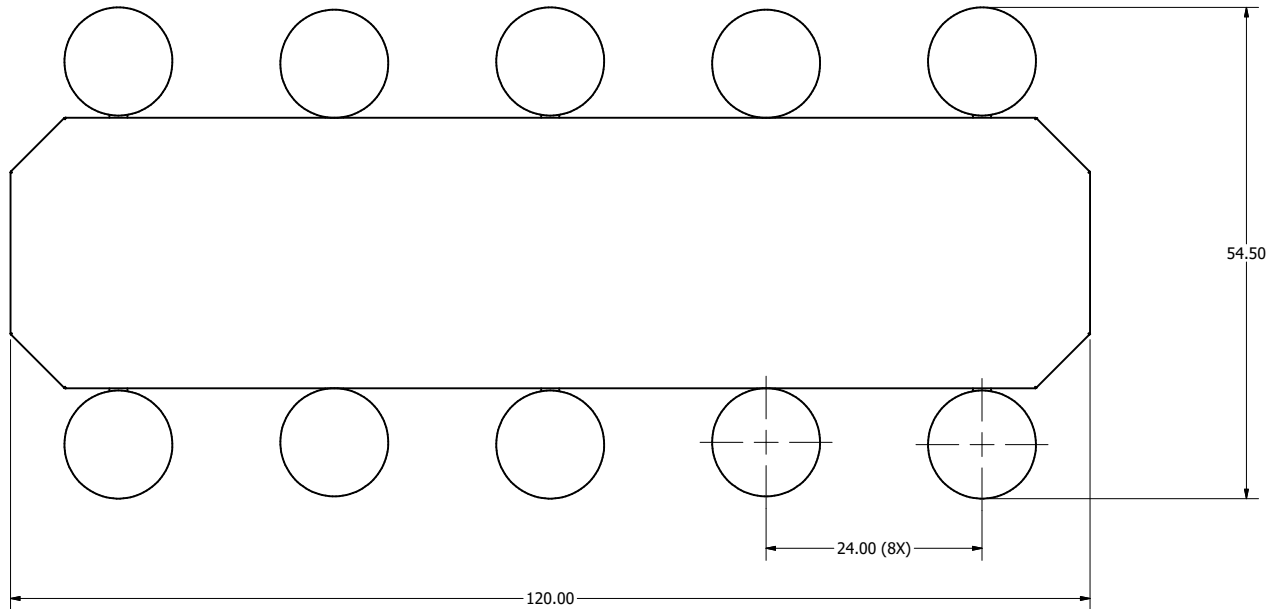
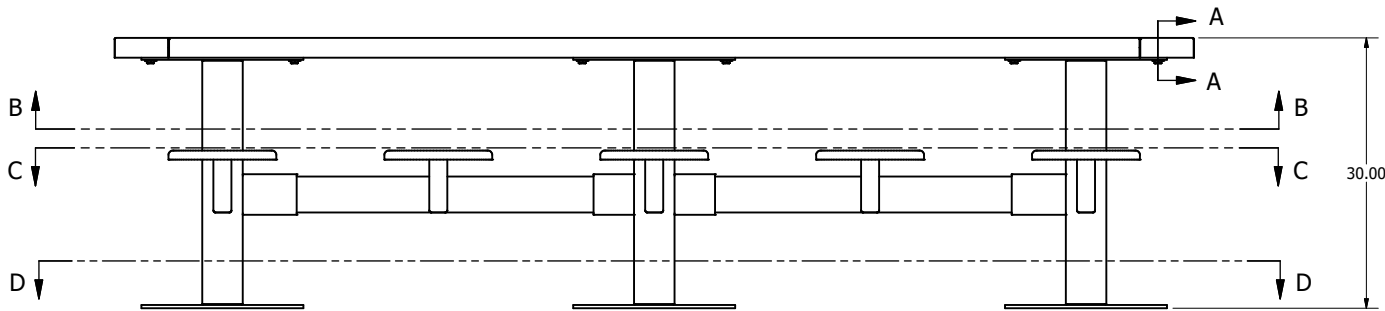


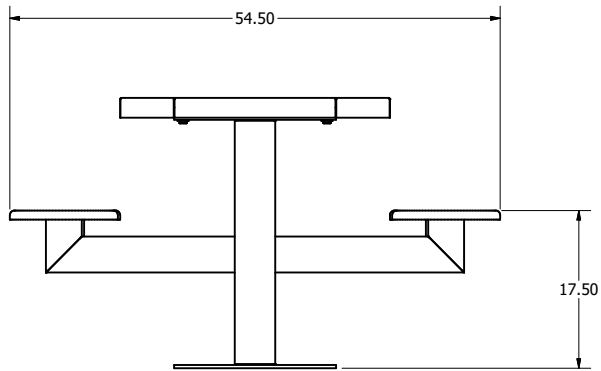
REVISION HISTORY		
REV	EWR #	DATE
A	001545	2/16/2017
B	002285	12/28/2020



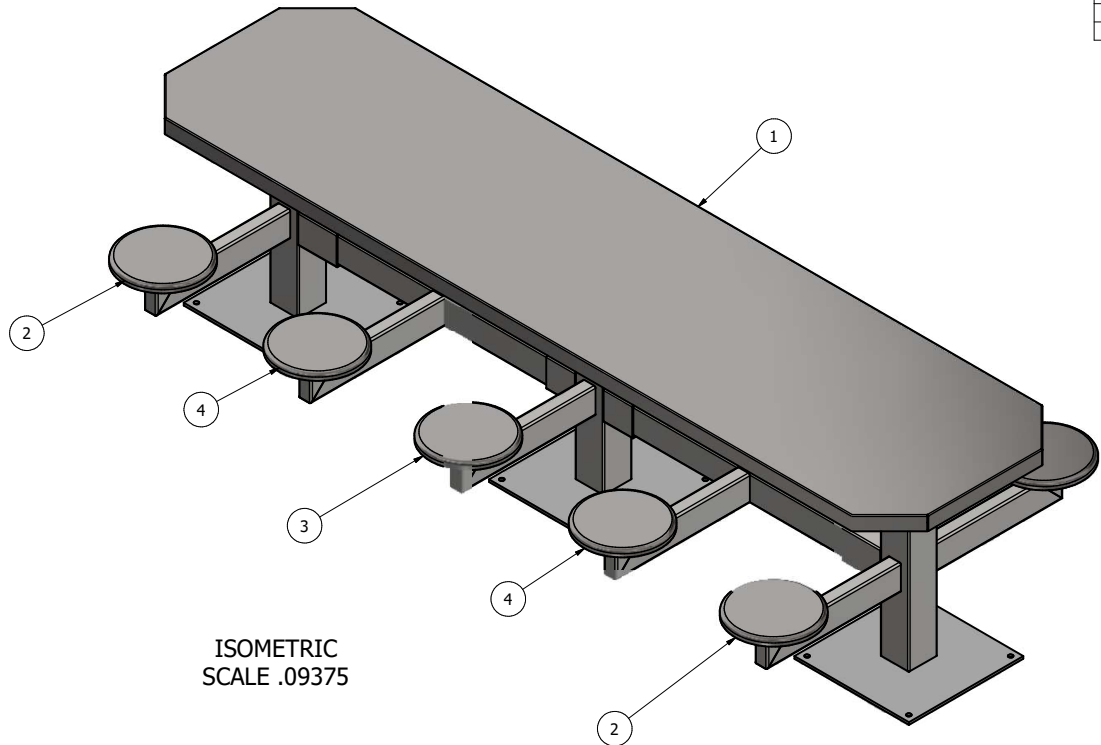
TOP
SCALE .09375



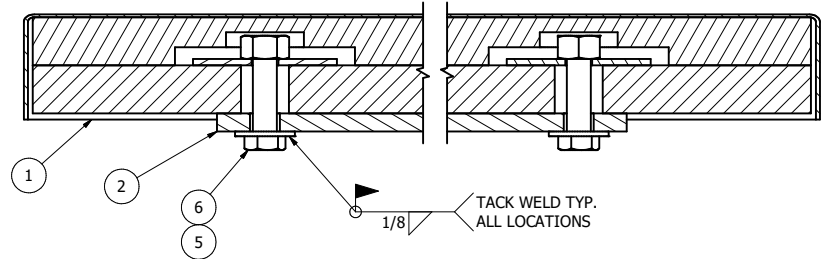
FRONT
SCALE .09375



SIDE
SCALE .09375



ISOMETRIC
SCALE .09375



SECTION A-A
TABLE MOUNTING HARDWARE DETAIL
SCALE .5

NOTES:

1) THIS TABLE SHIPS UNASSEMBLED TO THE CUSTOMER, THIS DRAWING SHOULD BE PROVIDED FOR FINAL ASSEMBLY.

2) FINAL ASSEMBLY INSTRUCTIONS:

- A) INSERT STRETCHER ASSEMBLIES INTO CENTER & END COLUMN ASSEMBLIES.
B) BOLT TOP TO COLUMN ASSEMBLIES WITH SUPPLIED HARDWARE.
C) WELD STRETCHER ASSEMBLIES TO CENTER & END COLUMN ASSEMBLIES AS INDICATED.
D) USE SUPPLIED TOUCH-UP PAINT, TO COVER WELDS AND BURNED AREAS.
E) SEAT PANS AND TABLE TOP ARE STAINLESS STEEL AND ARE TO REMAIN UNPAINTED.
F) TACK WELD ALL HARDWARE FOR SAFETY & SECURITY.

3) ANCHORING INSTRUCTIONS:

- A) ANCHORING HARDWARE NOT PROVIDED.
B) USE A MINIMUM OF 1/2" DIAMETER X 3" LONG WEDGE ANCHORS OR "J" BOLTS INTO CONCRETE.
C) TACK WELD THE NUT AND WASHER USED ON THE ANCHOR TO THE TABLE BASE PLATE FOR SAFETY AND SECURITY.

1	768000.1020.1	1	8007.383	TOP ASSY		
2	768000.1020.2	2	8007.632	END COLUMN ASSY		
3	768000.1020.3	1	8007.634	CENTER COLUMN ASSY		
4	768000.1020.4	2	8007.630	STRETCHER ASSY		
5	0024.537	12	0024.537	WASHER, FLAT, 1/2 X 1.25 OD, STL	WASHER, FLAT, 1/2 X 1.25 OD, STL	
6	0028.316	12	0028.316	BOLT, HEX, 1/2-13 X 2, STL	BOLT, HEX, 1/2-13 X 2, STL	
ITEM	PART NUMBER	QTY	ERPLX ITEM #	ERPLX DESCRIPTION	ERPLX EXTRA DESCRIPTION	RAW MATERIAL

GENERAL NOTES:

1) DIMENSIONS ARE INCHES
UNLESS NOTED OTHERWISE

2) ALL CHANGES MUST BE REQUESTED
VIA "REDLINES" FOR ENGINEERING
APPROVAL AND DRAWING UPDATES.

3) REMOVE SHARP EDGES AND BURRS

4) FINISH PER CUSTOMER ORDER
UNLESS NOTED OTHERWISE

TOLERANCES:

UNLESS NOTED OTHERWISE

DECIMAL= .XX ±.03" AND .XXX ±.010"
FRACTIONAL= ± 1/32
ANGULAR= ± 1°
METRIC= ± 1mm

CALPIA

STATE OF CALIFORNIA, PRISON INDUSTRY AUTHORITY
560 EAST NATOMA STREET, FOLSOM, CALIFORNIA 95630

PRODUCT DESCRIPTION

TABLE, MESS HALL, 10-MAN RECTANGULAR

ERPLX DESCRIPTION (30 CHARACTERS MAX)

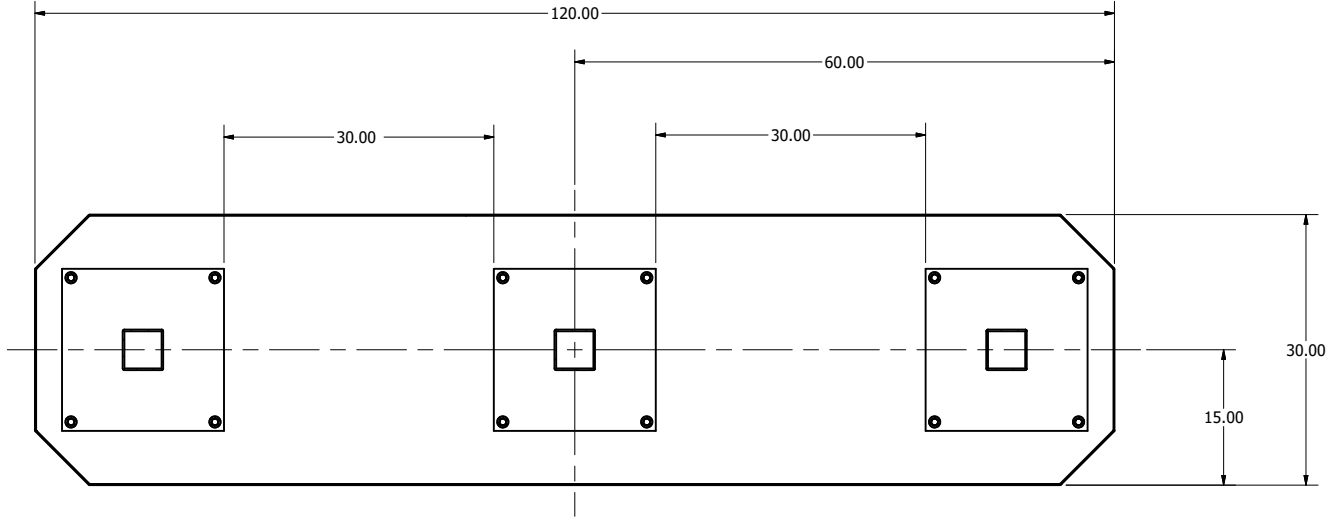
TBL, 10MAN, 30X120, FLR, S/S, GREY

ERPLX EXTRA DESCRIPTION (30 CHARACTERS MAX)

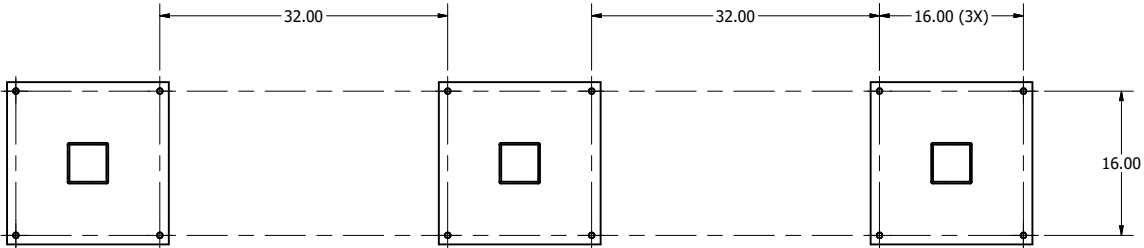
MESS TABLE

355	768000.1020	768000.1020	768000.1020	B	SHEET 1 OF 2
WEIGHT (lbs)	FINISHED GOOD #	ERPLX ITEM #	ENG DRAWING #	REV	SHEET #

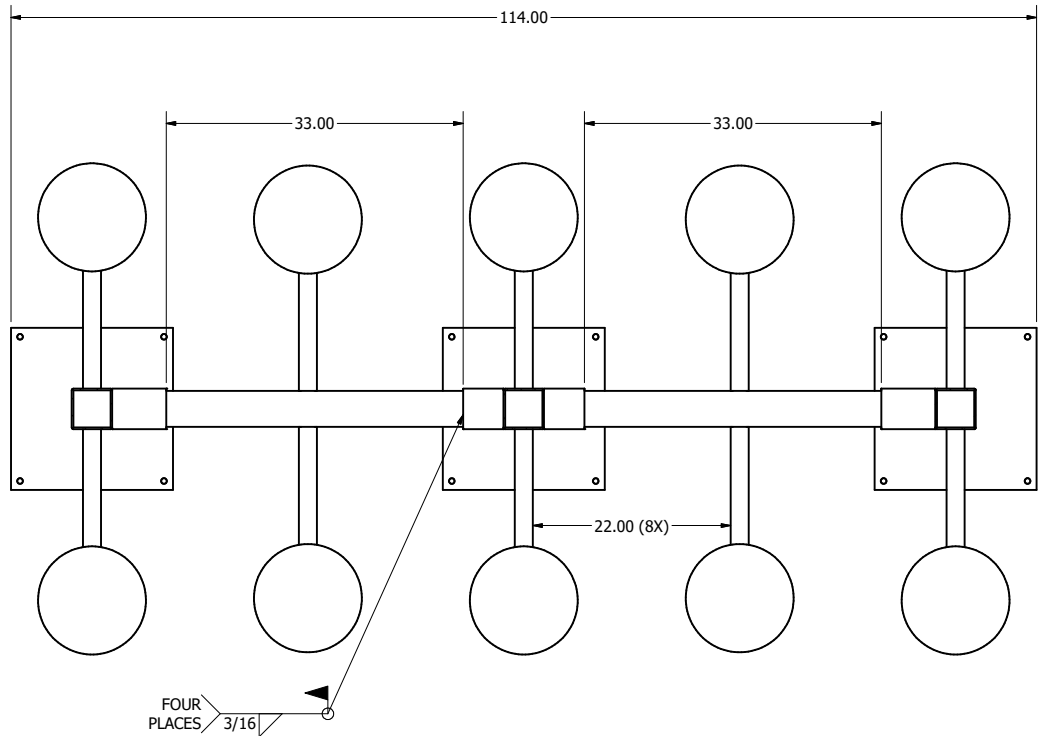
REVISION HISTORY		
REV	EWR #	DATE
A	001545	2/16/2017
B	002285	12/28/2020



SECTION B-B
TABLE TOP ASSEMBLY
SCALE .09375



SECTION D-D
FLOOR ANCHORING LAYOUT
SCALE .09375



SECTION C-C
END, COLUMN, & STRETCHER ASSEMBLY
SCALE .09375

1	768000.1020.1	1	8007.383	TOP ASSY		
2	768000.1020.2	2	8007.632	END COLUMN ASSY		
3	768000.1020.3	1	8007.634	CENTER COLUMN ASSY		
4	768000.1020.4	2	8007.630	STRETCHER ASSY		
5	0024.537	12	0024.537	WASHER, FLAT, 1/2 X 1.25 OD, STL	WASHER, FLAT, 1/2 X 1.25 OD, STL	
6	0028.316	12	0028.316	BOLT, HEX, 1/2-13 X 2, STL	BOLT, HEX, 1/2-13 X 2, STL	
ITEM	PART NUMBER	QTY	ERPLx ITEM #	ERPLx DESCRIPTION	ERPLx EXTRA DESCRIPTION	RAW MATERIAL

PARTS LIST

GENERAL NOTES:

1) DIMENSIONS ARE INCHES
UNLESS NOTED OTHERWISE

2) ALL CHANGES MUST BE REQUESTED
VIA "REDLINES" FOR ENGINEERING
APPROVAL AND DRAWING UPDATES.

3) REMOVE SHARP EDGES AND BURRS

4) FINISH PER CUSTOMER ORDER
UNLESS NOTED OTHERWISE

TOLERANCES:

UNLESS NOTED OTHERWISE

DECIMAL= .XX ± .03" AND .XXX ± .010"

FRACTIONAL= ± 1/32

ANGULAR= ± 1°

METRIC= ± 1mm

CALPIA

STATE OF CALIFORNIA, PRISON INDUSTRY AUTHORITY
560 EAST NATOMA STREET. FOLSOM, CALIFORNIA 95630

PRODUCT DESCRIPTION

TABLE, MESS HALL, 10-MAN RECTANGULAR

ERPLx DESCRIPTION (30 CHARACTERS MAX)

TBL, 10MAN, 30X120, FLR, S/S, GREY

ERPLx EXTRA DESCRIPTION (30 CHARACTERS MAX)

MESS TABLE

768000.1020	768000.1020	768000.1020	B	SHEET 2 OF 2
WEIGHT (lbs)	FINISHED GOOD #	ERPLx ITEM #	ENG DRAWING #	REV SHEET #