



VINYL SEATING UPHOLSTERY OPTIONS



BLACK



CHAMOIS



COCOA



JADE



PAPRIKA






SAPPHIRE

Colors may vary. Please contact your Sales Representative or call 916.323.2419 to order upholstery swatches.

VINYL SEATING UPHOLSTERY OPTIONS

TECHNICAL INFORMATION

Content 100% Vinyl	Backing: 100% Polyester	Approx. Repeat: None
Width: 54"	Finish: PreFixx ®	Directional: No
Weight: 30 oz./linear yd.	Cleaning Code: WS-BC	Railroaded: No

PERFORMANCE* <small>*Certified Marks Owned by ACT.</small>	Test Method	Results
Surface Abrasion: Heavy Duty 	ASTM D 4157 (Cotton Duck)	Exceeds 1,000,000 Double Rubs
Breaking Strength: 	CFFA-17	Warp 120 lbs/Fill 70 lbs.
Colorfastness to Light 	CFFA-2 QUV-Outdoor	Passes 650 Hours - Suitable for marine use
Cold Crack:	CFFA-6a	-20° F

FLAMMABILITY

California Technical Bulletin 117-2013	Passes	Fed. Spec. CID A-A-2950/supersedes CCC-A-680A	Passes
NFPA 260 (Equivalent to UFAC) Class 1	Passes	FMVSS 302	Passes
BIFMA X5.7	Passes	NFPA 701	Passes
Boston Fire Dept. Code (BFD 1X-1)	Passes	NY & NJ Port Authority	Passes
FAA/FAR 25.853(a) and Appendix F Part I (a)(ii)	Passes		

Should comply with California Technical Bulletin 133 when combined with appropriate components.

REDUCED ENVIRONMENTAL IMPACT

GREENGUARD® Certified products are tested for low chemical emissions to standard UL 2818. For more information, visit UL.com/gg.

SPECIFIC TREATMENTS

PreFixx® Protective Finish Anti-Microbial/Anti-Bacterial Protection Anti-Stain Finish/Easily Cleaned Anti-Static Slip Finish Urine Stain Resistant
Mildew Resistant Superior Disinfectant Resistance Oil Resistant Sulfide Stain Resistant/All Colors UV Stabilized Pigments

PreFixx® The first protective finish that starts where other finishes finish. With **PreFixx**® protection, it is possible to remove stains that could never be removed before. Now, with cost-proven stain resistance and cleanability, plus superior abrasion resistance, **PreFixx**® protected vinyls protect you from high maintenance and frequent re-upholstery costs.

CLEANING INFORMATION

WS: WATER/SOLVENT CLEANER - Spot clean, with a mild solvent, an upholstery shampoo, or the foam from a mild detergent. When using a solvent or dry cleaning product, follow instruction carefully and clean only in a well-ventilated room. Avoid any product that contains carbon tetrachloride or other toxic materials. With either method, pretest a small area before proceeding.

Normal Care and Cleaning: Remove ordinary dirt and smudges with a mild soap and water solution and a clean, soft cloth or towel. Dry with a soft, lint-free cloth or towel. **CAUTION:** The use of upholstery "conditioners" or "protectants" is not recommended and should be avoided on vinyl upholstery treated with **PreFixx**® protective finish.

Disinfecting: Upholstery with **PreFixx**® protective finish can be disinfected with a diluted household bleach (sodium hypochlorite) solution (1:10 bleach to water ratio). Rinse with fresh water. Dry with a clean towel.

BC: Bleach Cleanable- 1 part bleach, 9 parts water = 10% bleach, 90% water solution. Always rinse promptly with clean water after applying the bleach solution.

Special Cleaning Problems

Although performance fabrics treated with **PreFixx**® protective finish are resistant to most common stains, the dyes and pigments in some staining agents have the ability to create a permanent stain if not treated properly. To clean difficult stains from upholstery treated with **PreFixx**® protective finish.

Cleaning Tip: To determine the method and type of cleaners, the source of the stain should be identified.

Staining Agents: Baby oil, ketchup, chocolate, motor oil, olive oil, grape juice, urine, blood, hair oil tonic, tea, coffee, and betadine. Use Method 1.

Staining Agents: Eye Shadow, crayon and grease, tobacco tar (nicotine), permanent felt tip marker, yellow mustard, lipstick, ballpoint pen and stray paint. Use Method 1. If stains remain, use Method 2.

The recommended cleaners used in Cleaning Methods 1 and 2 are progressively more aggressive. Often it is better to begin with the least aggressive cleaner and move to the next strongest only if the stain remains. NEVER EXCEED a staining agent's recommended cleaner or cleaning method, however.

Method 1: Use Formula 409® All-Purpose Spray cleaner or Fantastik® Spray Cleaner with a soft cloth or damp sponge. Rinse area with fresh water then dry with a clean, lint-free cloth.

Method 2: Use a solvent-type cleaner*, such as rubbing (isopropyl) alcohol 91%. Rinse cleaned area with fresh water then dry with a clean, lint-free cloth. If the stain persists after six rubs, the stain has set and probably cannot be removed. Rinse cleaned area with fresh water, then dry with a clean, lint-free cloth.

***CAUTION:** Some solvents are highly flammable. Exercise proper care in cleaning and notify personnel in area of danger. Wear rubber gloves during all cleaning activities. Use caution in cleaning around buttons, switching and wooden or decorative trim, since these solvents could seriously damage such areas. FORMULA 409® is a registered trademark of the Clorox Company. FANTASTIK® is a registered trademark of the Dow Chemical Products, Inc.